

KES
GROUP 
SMART Workin'

Welcome to KES Group

At KES Group we thrive on growth and development from within. Underpinned by an innovative approach to modular construction and efficient building methods, our team offer the skills and experience to bring your project to a successful conclusion.

Established in 2009, KES Group has grown to become a sector leader in the design, manufacture and assembly of modular building solutions and in the provision of specialist energy services. With successful projects spanning across the Education, Healthcare, Government, Commercial and Residential sectors, KES Group has expanded its operational scope to offer SMARTBUILDS that transform the way our customers work, live and do business.

KES Group bring together a dynamic and unrivalled team of surveyors, engineers, designers and project managers to deliver a new generation of precision-engineered SMARTBUILDS that are ultrahigh-specification, fully relocatable and designed to meet the varied functional requirements of our customers.


Striving to surpass the expectations of our clients in every project we do, KES Group is proud to construct all of its SMARTBUILDS in one of the largest and most advanced offsite construction facilities seen anywhere in the UK or Ireland.

Table of Contents

Our Motto	4
What is SMART workin'	6
Why choose SMART workin'	8
Performance	10
Assembly	11
The Classic Plus	12
The Classic	16
The Compact	20
Open Plan Office	24
Private Office	25
Tea & Coffee Station	26
Wash Room	27
Electrical	28
Heating	29
Exterior	30
Optional Extras	32
Next Steps	34



Our Motto



Design

Our workforce of specialist designers and engineers is readily available to shape each project for an intuitively unique result.

Our capable, dynamic team of experts work within any spatial, operational or budgetary requirements to construct SMARTBUILDS integrating the best of modern and traditional design. The end result is an exceptionally well-engineered solution characterised by sustainable manufacturing. Our SMARTBUILD designs are the preferred choice across the healthcare, education, tourism, commercial and residential sectors.

Innovate

At KES Group, we bring together unique design and innovative construction practices to offer an end product which transforms the lives of all of our valued clients.

Utilising lean operations management and advanced manufacturing processes our facilities are amongst the most modern and efficient within the UK and Ireland. Our quality assurance & control mechanisms guarantee a top-level standard in every project.

Deliver

KES Group offers a fully project-managed service from beginning to end, with our complete after-sales support offering total peace of mind for our customers.

The strength of delivery is supported by the capabilities of our factory and its workers. We continue to invest in our staff and technologies, offering clients a level of service that is simply unrivalled.



What is **SMART Workin'?**

SMART workin' is a convenient, high quality, energy efficient building designed for additional office space, a business start-up or a brand-new working environment.

SMART workin' has been designed with the future in mind. By incorporating all things 'Energi' we have surpassed all the energy efficiency requirements globally to create something that is not only easy to run, but also kind on the environment.

It is important to do our bit to help the environment.

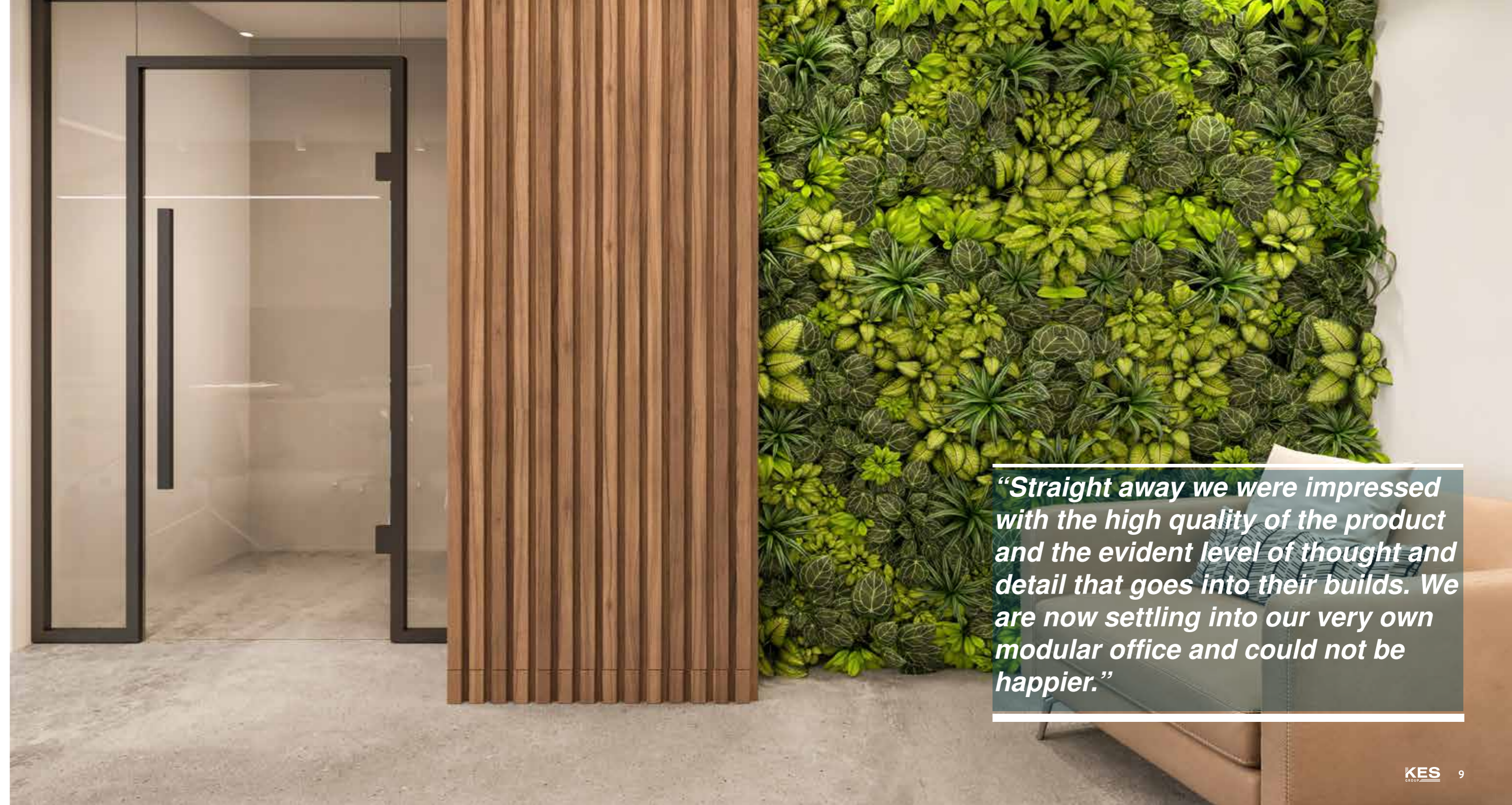


Why choose **SMART Workin'?**

When you work with KES Group, you're making an investment in success. We combine an unrivalled team of designers, engineers and fitters with highly advanced manufacturing and construction methods to bring your corporate project to a successful conclusion.

But why do clients across the UK & Ireland place their trust in us? The answer lies in how success is embedded into each step of our design, manufacturing and delivery processes. Our commitment to excellence begins with design and a comprehensive costing of your unit, which we carry right through to the end product. The efficiency and building performance of our SMARTBUILDS are facilitated by designers and engineers who are on-hand to shape each project for a result that is truly unique to each individual client.

At KES, we **design, innovate and deliver.**



“Straight away we were impressed with the high quality of the product and the evident level of thought and detail that goes into their builds. We are now settling into our very own modular office and could not be happier.”

Performance

Our homegrown SMARTBUILD product is designed and engineered to be at the forefront of modern construction. Our core values are around building safety, performance and sustainability. Our material selection and manufacturing processes are based on energy efficiency, sustainability and quality.



Assembly

Our SMART workin' range is ideal for those desiring a ready-made office today. With all construction undertaken at our offsite location, each building is designed and assembled in our manufacturing facility ready for delivery to your required location.

Ground preparation? No problem. Our range is made SMART, with adjustable feet we can adjust your SMART home to suit any location. Service location? With our very SMART service chamber, all your services will be picked up from one dedicated location making assembly and connection a walk in the park.

It really is a plug and play system.

Introducing
The Classic Plus





The Classic Plus

The Classic Plus is a 48SQM office building fully equipped with an open plan office, private office with feature glazing, toilet facilities and a modern tea and coffee station. The SMART Workin' range is jam packed with the most up to date technologies and smart gadgets to make your day at work a breeze. With space availability for up to 5 people, this modern space is exactly what your business needs to thrive.



Building Details

Width: 4m/ 13ft
Length: 12m/ 40ft
Height: 4m/ 13ft
Total: 48sqm/ 516sqft



Introducing
The Classic





The Classic

The Classic is a 36SQM office building fully equipped with an open plan office, private office with feature glazing, toilet facilities and a modern tea and coffee station. The SMART Workin' range is jam packed with the most up to date technologies and smart gadgets to make your day at work a breeze. With space availability for up to 3 people, this modern space is exactly what your business needs to thrive.



Building Details

Width: 4m/13ft
Length: 9m/30ft
Height: 4m/ 13ft
Total: 36SQM/388SQFT



Introducing
The Compact





The Compact

The Compact is a 24SQM office building fully equipped with an open plan office, toilet facilities and a modern tea and coffee station. The SMART Workin' range is jam packed with the most up to date technologies and smart gadgets to make your day at work a breeze. With space availability for up to 2 people, this modern space is exactly what your business needs to thrive.



Building Details

Width: 4m/13ft
Length: 6m/20ft
Height: 4m/ 13ft
Total: 24SQM/258SQFT





Open Plan Office

Available throughout our SMART workin' models, our open plan office, is ideal for those wishing to create a more collaborative and creatively engaging workspace environment. Bringing people together in an open plan working environment, helps encourage faster learning, better communication, and more ideas.

This workspace is fully equipped with all the power and data requirements ideal for a plug and play system. A concrete effect hard wearing vinyl flooring will cover the flooring throughout, meaning no nasty tears or wear marks with your favourite roller chair or office furniture.

Walls are all enclosed with a feature wall panel, creating texture, warmth, and a contemporary feel throughout.



Private Office

Available in both 9m x 4m and 12m x 4m options, this private office is enclosed with a modern crittall glass wall. This area is perfect for private meetings, and important phone calls, but without compromising on shutting out light or restricting lines of sight.

This private area is equipped with all the power and data sockets required, whether this be used for a meeting space or managers office. The room is fully functional for all.



Tea & Coffee Station

Having instant access to tea and coffee are the two most important assets to any business, right???

Our SMART workin' range is equipped with EVERYTHING you need to work smart. With a built-in modern tea and coffee station, complete with instant hot water tap, integrated fridge, integrated microwave and the option for a built in coffee machine. Is there anything else you need to get through your day at work?

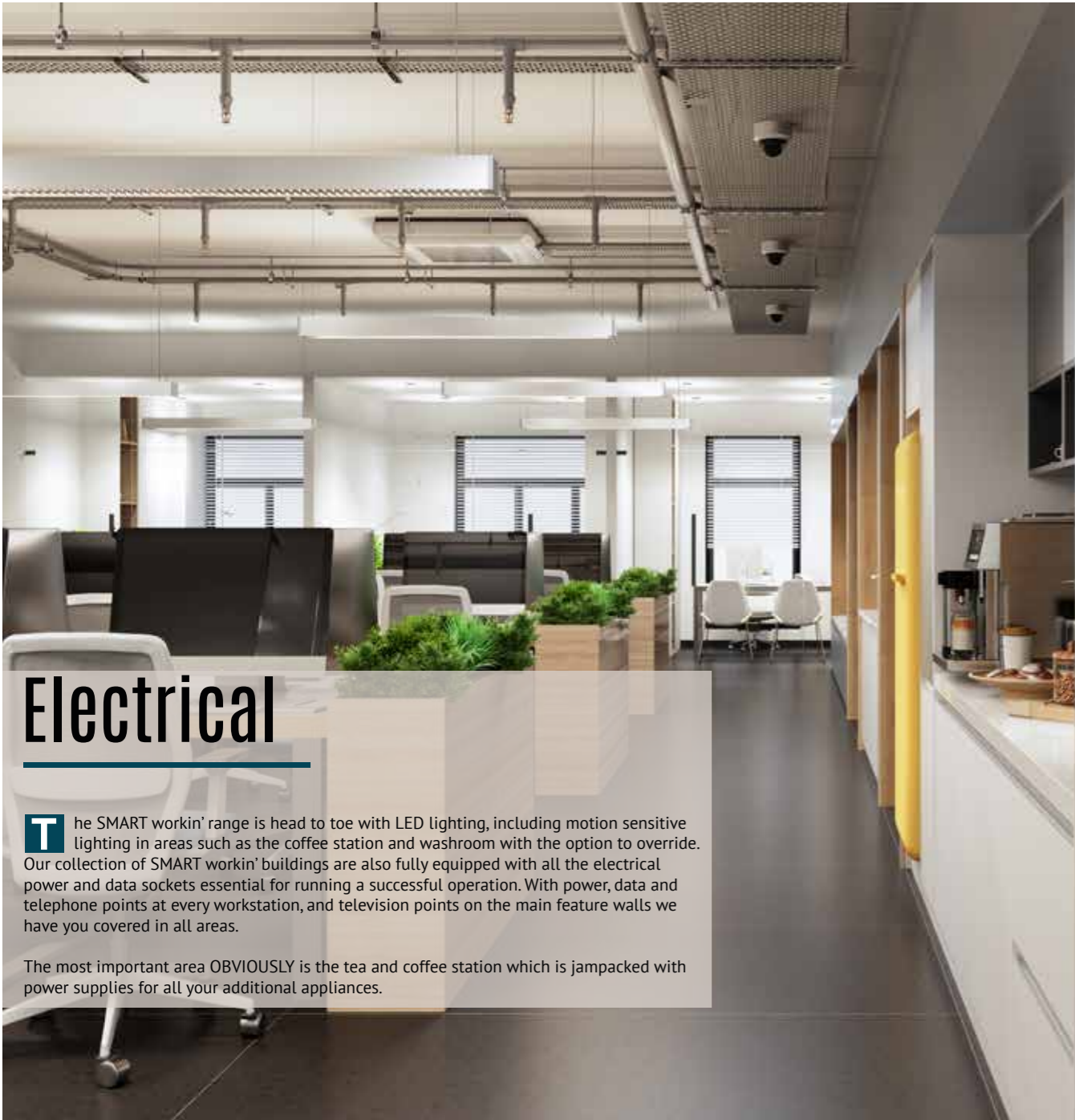


Wash Room

Forget dingey, dreary office washrooms, our state-of-the-art washroom is modern, easy to maintain and equipped with everything you need. Featuring decorative wall panels, a modern wall hung vanity unit with storage, a modern toilet with soft closed seating and an electric hand dryer.

SMART workin' is all about eliminating any hassle or inconvenience for the client. Equipping each room with everything you need to get started is what we do best.





Electrical

The SMART workin' range is head to toe with LED lighting, including motion sensitive lighting in areas such as the coffee station and washroom with the option to override. Our collection of SMART workin' buildings are also fully equipped with all the electrical power and data sockets essential for running a successful operation. With power, data and telephone points at every workstation, and television points on the main feature walls we have you covered in all areas.

The most important area OBVIOUSLY is the tea and coffee station which is jam-packed with power supplies for all your additional appliances.



Heating

The key to increased productivity, is getting the perfect office temperature 12 months of the year. With such an insulated structure it is vital we take all the necessary steps to ensure a controlled temperature throughout the year. By installing an air-conditioned heating and cooling system you have full control of temperatures in the office all year round.

With each zone being controlled by a modern digital thermostat you can control temperatures in each area at your own leisure.

It's a win, win situation.

Exterior

Our SMART workin' range is designed with YOU in mind incorporating a contemporary finish, that is easily maintained, hard wearing and extremely eye-catching.

This range is designed with a hard-wearing cladding panel surrounding the main envelope of the building with feature sections enclosed with a timber effect panel and small sections of stainless steel. The roof structure is designed perfectly to hold solar photovoltaics. Integrated lighting completes the exterior of the building, with all lighting being controlled via a photocell at the rear of the building, meaning when the sun goes down the lights go on. Of course, there is an override option to control these at your own leisure.

A service chamber finishes the exterior of the building. This secret chamber neatly encloses all the buildings services, meaning no space is wasted internally - GENIUS!





Additional Extras

With SMART Workin' you have the flexibility to do whatever you want. Our standard package ticks most boxes, however, if you fancy an upgrade we can certainly make that happen.

Some options include:

Upgraded heating systems:
-Air source heatpump
-Gas operated heating system
-Oil operated heating system

SMART systems:
-Solar photovoltaic panels
-Triple glazing
-Intruder alarm system
-Exterior CCTV system
-Surround system
-Bolt on flower bed, equipped with all your drainage systems, with an option of faux or real plants
-Bolt on pre-finished steps, ranging from single, double or triple depending on your site condition.





Next Steps

Are you interested in our **SMART workin'** range?

Contact our sales department for pricing, availability, and your chance to purchase one of our fabulous SMART workin' buildings.

Telephone: 028 8283 1022
Email: info@kesgroup.com
Website: www.kesgroup.com





Strabane Business Park, Melmount Rd, BT82 9GU

028 8283 1022 | info@kesgroup.com | kesgroup.com